

Fiscal Year 2023 Report

National NAGPRA Program

National Native American Graves Protection and Repatriation Act (NAGPRA) Program
National Park Service
U.S. Department of the Interior
For the period October 1, 2022 – September 30, 2023

NAGPRA in Fiscal Year 2023

Published November 21, 2023

National NAGPRA Program

National Park Service

202-354-2201

nagpra_info@nps.gov

[facebook.com/nationalnagpra](https://www.facebook.com/nationalnagpra)

NAGPRA in Fiscal Year 2023

The [Native American Graves Protection and Repatriation Act](#) (NAGPRA or the Act) recognizes the rights of lineal descendants, Indian Tribes, and Native Hawaiian organizations in Native American human remains, funerary objects, sacred objects, and objects of cultural patrimony. Native American human remains and cultural items subject to NAGPRA are held by museums and Federal agencies or may be discovered on Federal or Tribal lands. Administrative responsibilities under the Act are assigned to the Secretary of the Interior, who delegated certain tasks to the National NAGPRA Program (Program).

This report covers Program activities related to the following delegated tasks during Fiscal Year 2023 (October 1, 2022- September 30, 2023) in the Act at 25 U.S.C. § 3001 et seq.:

§ 3002: Protection on Federal or Tribal Lands

- Providing technical assistance concerning the excavation and discovery of cultural items
- Maintaining a database of Notices of Intended Disposition published by Federal agencies
- Maintaining a list of unclaimed cultural items held by Federal agencies

§ 3003, 3004, & 3005: Repatriation by Museums and Federal Agencies

- Receiving inventories and summaries prepared by museums and Federal agencies
- Publishing notices in the *Federal Register* for museums and Federal agencies
- Maintaining information about inventories, summaries, notices, and Federal agency repatriations

§ 3006: Review Committee

- Providing staff support and a Designated Federal Officer to the Federal advisory committee

§ 3007: Civil Penalties

- Providing staff support on allegations of museums who fail to comply with the Act

§ 3008: Grants

- Administering a grant program to assist museums, Indian Tribes, and Native Hawaiian organizations

§ 3011: Regulations

- Drafting and updating regulations

§ 3012: Appropriations

- Carrying out the Act using the funds appropriated

Technical Assistance

- Providing assistance to any party on any of the responsibilities under the Act

NAGPRA in Fiscal Year 2023

National NAGPRA Program Statistics

NAGPRA At-A-Glance Fiscal Year 2023

446	notices published in the Federal Register
3	Review Committee meetings
13	letters alleging failure to comply received
\$3.407	million awarded for grants
\$271,277	21 repatriation grants
\$3,135,723	34 project grants

NAGPRA notices more than doubled – the number of notices published in the Federal Register was more than double the previous year and the largest number ever published in one year.

NAGPRA activity increased – the number of human remains that have completed the regulatory process grew by 6%.

NAGPRA funding increased –available grant funds increased to \$3.407 million, the largest amount ever available.

More NAGPRA work needed – Over 96,000 Native American individuals are still in collections and 90,803 of those have not been culturally affiliated with any present-day Indian tribe or NHO. Cultural affiliation and consultation could resolve the rights to these individuals, especially in states like Illinois (15,136), Ohio (10,894), California (7,385), and Florida (6,083)..

NAGPRA Accomplishments FY 1990 – FY 2023

For the first time since 1990, more than 50% (116,978) of the Native American human remains reported **have completed the NAGPRA process.**

Over 2 million associated funerary objects have completed the NAGPRA process with human remains.

38% of museums subject to NAGPRA have resolved all Native American human remains under their control.

More than 358,000 unassociated funerary objects have been published in notices.

About 31,264 other cultural items have been published in notices.

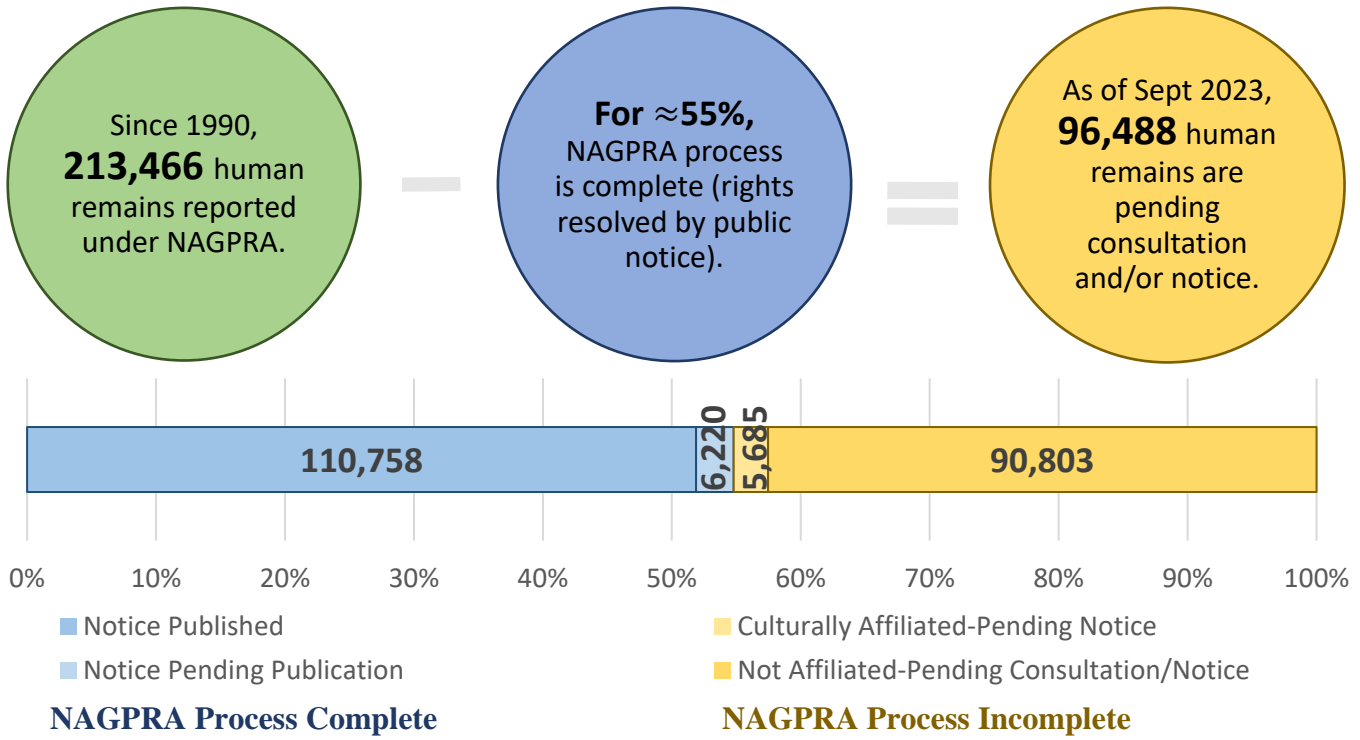
85 Review Committee meetings have been held between FY 1990-FY 2023.

\$59,111 has been collected in civil penalties for failures to comply.

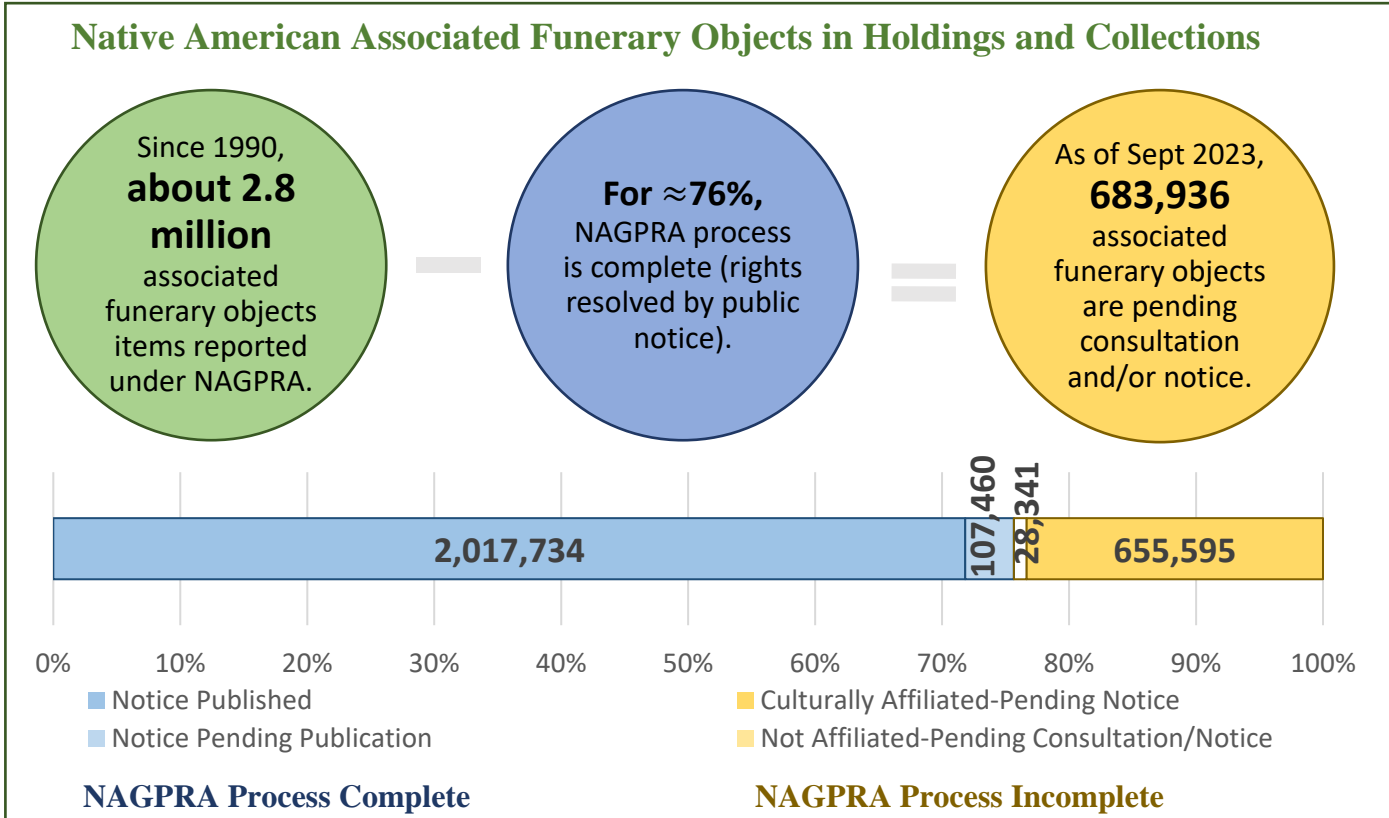
\$59 million has been awarded in NAGPRA grants.

NAGPRA in Fiscal Year 2023

Native American Human Remains in Holdings and Collections

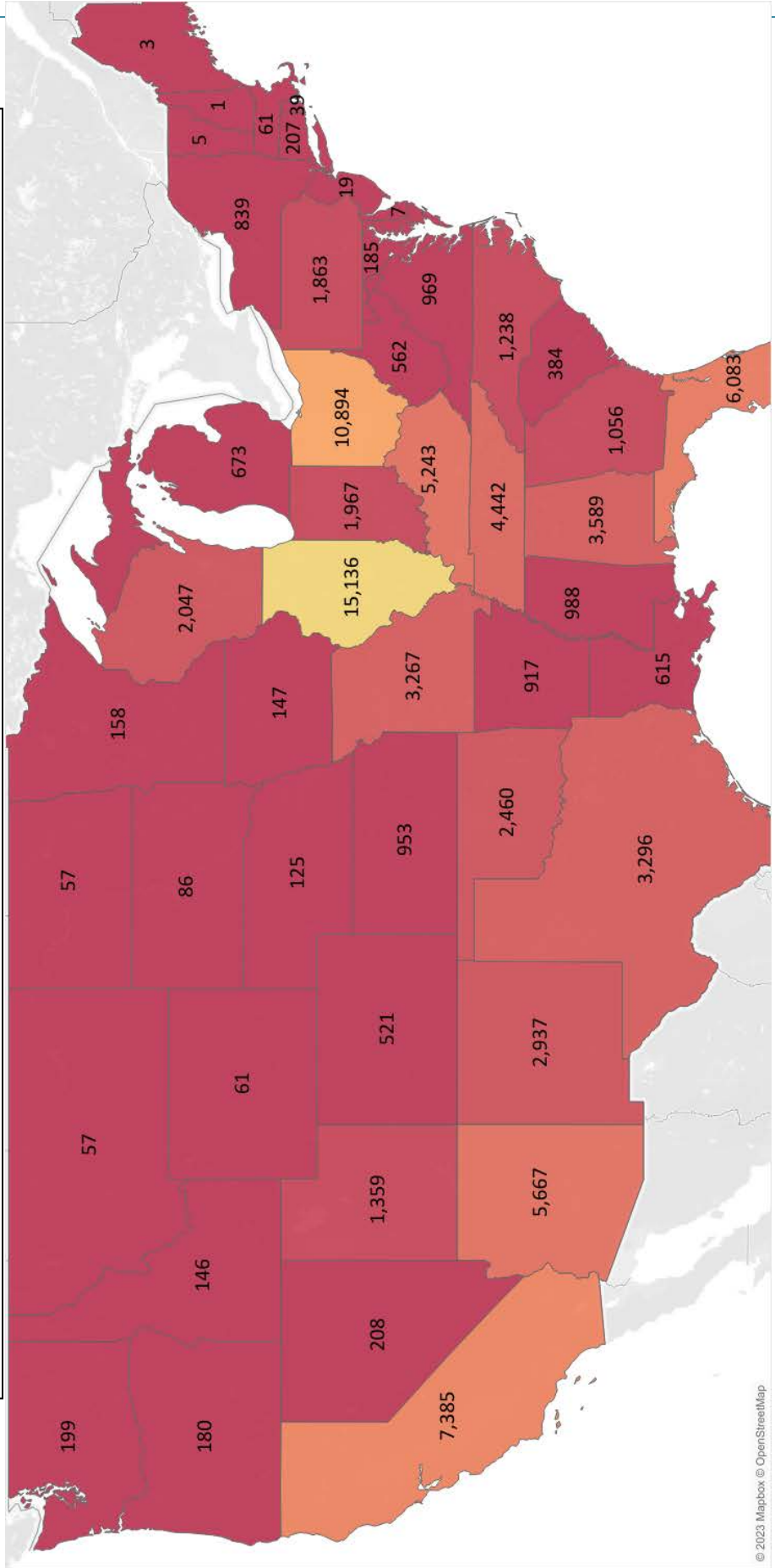


Native American Associated Funerary Objects in Holdings and Collections



NAGPRA in Fiscal Year 2023

Sets of Native American human remains by state of removal/excavation.
 Showing the **96,488** human remains in holdings and collections as of Sept 2023.



NAGPRA in Fiscal Year 2023

Sets of Native American individuals by institution/Federal agency. 20 largest holdings or collections as of Sept 2023.

Ohio History Connection (formerly the Ohio Historical Society)	7,167
Illinois State Museum	7,110
Harvard University	5,570
Univ. of California, Berkeley	4,903
Indiana University	4,838
Univ. of Tennessee, Knoxville	3,930
Univ. of Kentucky, William S. Webb Museum of Anthropology	3,807
Univ. of Alabama Museums	2,927
Univ. of Arizona, Arizona State Museum	2,625
Univ. of Florida, Florida Museum of Natural History	2,591
Univ. of Missouri, Columbia, Museum of Anthropology	2,451
Univ. of Oklahoma, Sam Noble Oklahoma Museum of Natural History	2,258
Center for American Archeology, Kampsville Archeological Center	1,947
Univ. of Texas at Austin, Texas Archeological Research Laboratory	1,905
American Museum of Natural History	1,882
Milwaukee Public Museum	1,600
U.S. Dept. of Defense, Army Corps of Engineers	1,456
Florida Dept. of State	1,422
Field Museum	1,294
U.S. Dept. of Interior, Bureau of Indian Affairs	1,111

More lists available at:

https://public.tableau.com/shared/WB6Y469JH?:display_count=n&:origin=viz_share_link

NAGPRA in Fiscal Year 2023

§ 3002: Protection on Federal or Tribal Lands

Notices of Intended Disposition

The Program received copies of 16 Notices of Intended Disposition published in newspapers by Federal agencies. Since 1990, 238 notices have been published. See <https://grantsdev.cr.nps.gov/NagpraPublic/Home/NID>.

Unclaimed Cultural Items

The Program received 0 lists of unclaimed human remains and cultural items from Federal agencies. Since 2015, 21 Federal agencies have reported unclaimed human remains and cultural items. See <https://www.nps.gov/subjects/nagpra/unclaimed-cultural-items.htm>.

§ 3003, 3004, & 3005: Repatriation by Museums and Federal Agencies

Inventories of Native American human remains and associated funerary objects

The Program received 15 new inventories. A total of 402 museums and 120 Federal agency units report 96,488 Native American human remains in inventories of their holdings or collections. See <https://grantsdev.cr.nps.gov/NagpraPublic/Home/Inventory>.

Summaries of Native American cultural items

The Program received 14 new summaries. Since 1990, 1,566 museums and Federal agency units have submitted summaries to the Program. See <https://grantsdev.cr.nps.gov/NagpraPublic/Home/Summary>.

Federal Register Notices

The Program received 475 notice submissions this year and published a total of 446 notices. Since 1992, 4,447 notices have been published. See <https://grantsdev.cr.nps.gov/NagpraPublic/Home/Notice>.

Repatriation

The Program does not have comprehensive data on the transfer (i.e. repatriation or disposition) of human remains or cultural items following the publication of a notice in the *Federal Register*. Since 2011, the Secretary of the Interior has required that Federal agencies submit data annually on completed repatriations. Each year, the Program sends a data request to each Federal agency for a report on the Federal agency's cumulative repatriation data.

Table 1: Repatriations reported by Federal agencies as of Sept 30, 2023

Federal Agency	Sets of Human Remains	Associated Funerary Objects
Agriculture, Forest Service	2,295	21,908
Defense, Air Force	33	451
Defense, Army	190	4,166
Defense, Army Corps of Engineers	4,159	197,122
Defense, Marine Corps	1,599	739
Defense, National Guard Bureau	96	32
Defense, National Museum of Health & Medicine	45	0

NAGPRA in Fiscal Year 2023

Defense, Navy	834	7,882
Energy	7	1,341
Environmental Protection Agency	0	0
Homeland Security, U.S. Coast Guard	2	0
Interior, Bureau of Land Management	1,243	17,482
Interior, Bureau of Reclamation	712	4,470
Interior, Fish and Wildlife Service	178	426
Interior, Indian Affairs	2,608	35,816
Interior, Indian Arts and Crafts Board	1	0
Interior, National Park Service	5,451	82,312
International Boundary and Water Commission	0	0
Justice, FBI and Marshalls Service	425	127
Tennessee Valley Authority	9,277	119,630
Total	29,155	493,904

§3006: Review Committee

Members and Meetings

The Review Committee held 3 public meetings this fiscal year. Since 1992, the Review Committee has held 85 public meetings. See <https://www.nps.gov/subjects/nagpra/review-committee.htm>.

The Review Committee made 4 recommendations to the Secretary of the Interior on disposition requests this fiscal year. Since 1992, the Review Committee has heard and acted on 118 requests for human remains with no cultural affiliation. Of these requests, 115 were requests for disposition of particular sets of human remains, and 3 were requests to consider and approve a state process for disposition. See <https://www.nps.gov/subjects/nagpra/disposition-recommendations.htm>.

§3007: Civil Penalties

Allegations and Findings

The Program received 13 letters alleging that a museum failed to comply with the Act. Since 1996, the Program has received 135 unique allegations of failure to comply. Of that total, 37 allegations were not substantiated, and the Department determined there was no failure to comply. For one allegation, the Department declined to investigate the allegation. The status of other allegations are described in the two tables below.

Table 2: Allegations Substantiated as of Sept 30, 2023

Museum	Penalty Amount
Andover Newton Theological Seminary	\$4,900.00
Bernice P. Bishop Museum (2010)	Not appropriate
Bernice P. Bishop Museum (2008)	Settlement (\$13,500.00)*
City of Harrisburg	\$9,820.00
East Carolina Univ.	\$3,750.00
Fremont County Coroner	Settlement without payment
Hamilton County Parks and Recreation	\$6,533.00
Harvard University Art Museums	Not appropriate
Marshall University	\$4,999.00
Nelson-Atkins Museum of Art	Not appropriate
Northern Illinois Univ.	\$2,500.00

NAGPRA in Fiscal Year 2023

Oregon State Univ.	Not appropriate
Pacific Lutheran Univ.	Not appropriate
Pierce College	\$3,750.00
Safety Harbor Museum of Natural History	\$439.34
St. Joseph Museums, Inc. (2007)	\$1,420.00
St. Joseph Museums, Inc. (2016)	Pending petition**
St. Martin's Waynick Museum	Not appropriate
Texas Parks and Wildlife	\$5,000.00
Univ. of California, Berkeley (2013)	Settlement without payment
Univ. of California, Berkeley (2013)	Settlement without payment
Univ. of Massachusetts, Amherst	Not appropriate
Univ. of Puget Sound	\$2,500.00
Total	\$59,111.34

* Payment through settlement, not penalty assessment.

** Penalty assessed, but not yet paid. Pending a petition for relief.

Table 3: Allegations Pending as of Sept 30, 2023

Evaluation Result – Status	Number of allegations
Requires further investigation	10
Under review prior to completion	61
Can be administratively closed	3

§3008: Grants

Awards to Indian Tribes and Museums

The Program awarded \$3.407 million in grants to 16 Indian Tribes and 28 museums. Since 1994, over \$59 million has been awarded. See <https://www.nps.gov/subjects/nagpra/previiously-awarded-grants.htm>.

§3011: Regulations

On October 18, 2022, the Department of the Interior published proposed revisions to the NAGPRA regulations. See <https://www.nps.gov/subjects/nagpra/regulations.htm>.

§3012: Appropriations

Program Budget

(in thousands of dollars)

NAGPRA Grants	\$ 3,407
Program administration	\$ 973
Grants administration	\$ 225
Total appropriations/authorizations	\$ 4,605

Grants Awarded

Project Grants	\$ 3,136
Repatriation Grants	\$ 271
Operational Expenses	
Personnel	\$ 505
Grants administration	\$ 225
Publication (<i>Federal Register</i>)	\$ 195
Contractors	\$ 157
Review Committee stipends	\$ 26
Travel (Review Committee)	\$ 7
Travel (Program staff)	\$ 12
Conference scholarships	\$ 66
Equipment, supplies, other	\$ 5
Total expenditures	\$ 4,605

NAGPRA in Fiscal Year 2023

Technical Assistance

The Program corresponded with over 800 people at nagpra_info@nps.gov and over 200 phone calls to 202-354-2201. In addition, each staff member responded to direct inquiries. This does not include correspondence on notices, which accounts for another 700 emails this year. Much of the email and phone calls results in referrals to information on the Program website <https://www.nps.gov/nagpra>. Analytics for the website show 191,656 pageviews and 7,019 unique download events. The top pages visited were the home page, compliance page, getting started page, regulations page, and databases. Since 2012, the Program has hosted <https://www.youtube.com/@NationalNAGPRA>. This fiscal year, the channel received over 8,959 views and 635 subscribers.

National NAGPRA Program

National Park Service



[202-354-2201](tel:202-354-2201)



nagpra_info@nps.gov



facebook.com/nationalnagpra